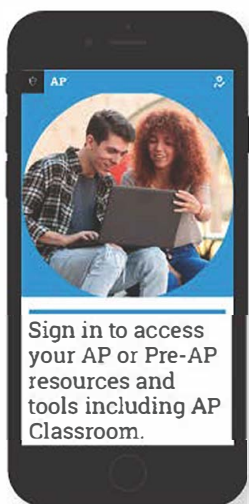


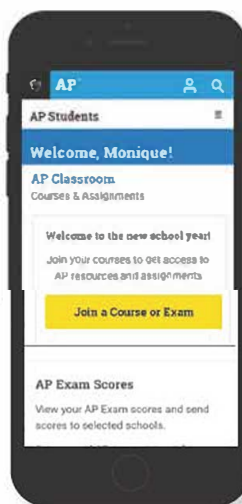
1 SIGN IN

Sign in to myap.collegeboard.org using your College Board login. This is the same login you use to access your AP scores, PSAT/NMSQT® scores, or register for the SAT®—or that you used to access My AP last year. If you don't have a student account, click the [Sign up](#) link.



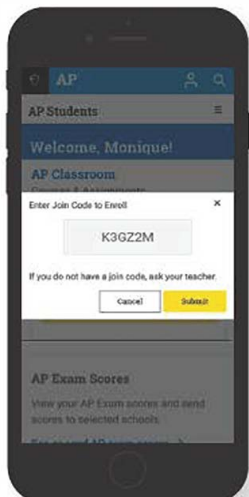
2 JOIN A COURSE

Click the **Join a Course or Exam** button. Before you do this, make sure you have the six-character join code from your teacher. You'll need it to join a class section.



3 SUBMIT YOUR JOIN CODE

Enter the join code your teacher gave you and click **Submit**.



4 VERIFY COURSE INFORMATION

Make sure the information that comes up is for the course you're taking. If it is, click **Yes**.

